



Pictured here are: Tara Duncan, Andrea Pitawanakwat, Kyla Dyer, Emily Lessard, Sheena Kitchemokman, Basit Ali, and Ayesha Siddiqua. Missing from the photo are: Hassaan Ahmad and Tracy Annette Pittman.



Picnic Drummers



Bingo



Bingo winners

Congratulations to this year's Wigwamen Post-Secondary Scholarship winners!

The winners were presented their awards at the Annual Family Housing and Terrace Tenant Picnic in Christie Pits – always a fun and festive affair!



Enjoying the barbeque



Artists at work





create
your
own
corn
husk
DOLL

Wherever corn was grown as a crop, children, in both Native American and Colonial American families, used husks to fashion dolls. Follow these simple instructions and refer to the accompanying diagrams to create your own unique doll.














MATERIALS NEEDED:

- STRING
- SCISSORS
- A BUCKET OF WATER
- CORNHUSKS
- CORNHUSK DOLL DIRECTIONS →



CORN HUSK DOLL DIRECTIONS:

**** Before beginning, soak cornhusks in a bucket of water until they are soft and pliable. ****

1.  Take four corn-husks and arrange them in as shown.
2.  Using a small piece of string, tie the straight ends together tightly.
3.  Trim and round the edges with scissors.
4.  Turn upside down and pull long ends of husks down over the trimmed edges.
5.  Tie with string to form the "head."
6.  Take another husk, flatten it, and roll into a tight cylinder.
7.  Tie each end with string. This forms the doll's arms.
8.  Fit the arms inside of the long husks, just below the "neck."
9.  Tie with string, as shown, to form a "waist."
10.  Drape a husk around the arms and upper body in a criss-cross pattern to form "shoulders."
11.  Take four or five husks, straight edges together, and arrange around waist. These form a "skirt" for the doll.
12.  Tie with string.
13.  If desired, follow the diagram to form legs for the doll. Tie legs with small strips of husks as indicated.

Finish off the doll by tying small strips of husk around the neck and waist to hide the string. Small scraps of cloth may be used to dress the doll.

Reprinted with permission from www.teachersfirst.com an excellent, non-profit, ad-free, online community resource created by teachers for teachers, parents and learners.



Fall & Winter Swimming, Skating & Gymnastics



The new Fun Guide is out and registration has just begun for fall and winter courses at the 62 City of Toronto Community Centres. The most popular classes – swimming, skating and gymnastics – fill up quickly. But those are not the only offerings. There are many other sports, fitness and dance options, as well as arts and general interest classes for all ages. Drop by any Community Centre to pick up a copy of the Fun Guide,

or look at it online – www.toronto.ca/funguide. And remember that substantial **registration fee subsidies** are available for low income families, and ODSP and OW recipients. For information on the Welcome Policy subsidy, or to check your balance, ask your worker or go to www.toronto.ca and search for “welcome policy”.



HUMBERWOOD WALKING CLUB

Explore the beautiful Humber Arboretum, meet new people, and keep fit. Weather permitting, this Walking Club meets at

Humberwood Library in Etobicoke at 11:00 each Friday morning and goes for a one-hour hike. For more information and to **register to join this free club**, call 416-394-5210. For photos and maps of the nature trails if you want to plan your own trip, visit www.humberarboretum.on.ca

FREE FAMILY-FRIENDLY FALL FESTIVAL FUN

FARM TO FORK ORGANIC FOOD FESTIVAL

September 24 & 25 – noon to 6:00
Fort York – 250 Fort York Blvd
www.fortyork.ca

HARVEST FESTIVAL AT TODMORDEN MILLS

September 25 – noon to 4:00
67 Pottery Road
www.toronto.ca/todmordenmills

FALL FESTIVAL AT GIBSON HOUSE

September 24 – 11:00 to 4:00
5172 Yonge Street
www.toronto.ca/gibsonhouse

KENSINGTON MARKET PEDESTRIAN SUNDAY

Every Sunday - all day
Kensington Market
www.kensingtonmarketbia.com

STREAM OVER 350 CLASSIC FILMS FOR FREE

If you have access to the Internet, you can now stream movies from the Criterion Collection – a database of quality films from famous directors from around the world (www.criterion.com). You can log in from any computer using a valid library card number. Go to www.tpl.ca and search “criterion collection” to get to the log-in page. Scripts for most of the films are also available.

FREE AND DISCOUNT ADMISSION TO FAMILY MOVIES

Saturday mornings at 11:00 Cineplex screens a “Family Favourites” film for \$2.99 per ticket. A portion of the proceeds go to charity. In mid-October “Community Day Screenings” offer free movies with \$2 snacks – and the all the snack proceeds go to charity. For details visit the Cineplex website or call 1-800-333-0061.



TIRED OF SALES CALLS? USE THE DO-NOT-CALL LIST



Registering your home or cell phone number on the Canadian Do-Not-Call List is supposed to stop unsolicited sales calls for 5 years. It's not 100% effective, but it certainly will reduce the number of calls you get. To sign up, go to www.lnnte-dncl.gc.ca

SCIENCE EVENTS SEPTEMBER 19 TO 25TH



Science Literacy Week is a celebration of Canada's outstanding scientists and scientific enthusiasms. This year over 400, mostly free, events are planned for audiences of all different ages. Visit the website for details - <http://scienceliteracy.ca/>

SCAN YOUR PHOTOS & DOCUMENTS FOR FREE

Flatbed scanners are now available at 32 Toronto Library branches. Visitors can scan their photos and documents for free on a first-come-first-served basis. You can save your files to your own USB drive or upload them to your e-mail server. Black and white printing can be done on site for 15 cents per page. For locations, hours and technical information, visit www.tpl.ca or call 416-393-7131.

THE SECRET LIFE OF MONEY: A KID'S GUIDE TO CASH



"This is the go-to book for teaching kids about money. It will empower your children to start taking control of their financial future today – and in a way that's fun and interesting. Even grown-ups will benefit from it." –

Forum Magazine for Financial Advisors. The Secret Life of Money is by Kira Vermond and is available at the TPL and most school libraries as well.

TEEN VIDEO GAME NIGHT IN MALVERN

If you like to play **Wii, PS3 or Xbox 360**, stop by Gamerz Night any Thursday from 6:15 to 7:45 PM at Malvern Library (30 Sewells Road; 416-396-8969). No registration necessary. **Free for all teens.**



BRAVE GIRLS ALLIANCE: SUPPORTING GIRLS' EMPOWERMENT

In response to the increasing sexualisation of girls in western popular media, and the findings of the American Psychological Association about the negative consequences for girls, this group campaigns for change. Parents, educators, girls, not-for-profit organizations and businesses all work together to lobby retail stores, large corporations and media content creators to make a commitment to support girls' empowerment. To find out more, or get involved, visit www.bravegirlswant.com

WHAT'S IN A NAME?

The Ontario Ministry of Aboriginal Affairs was recently renamed the Ontario Ministry of Indigenous Relations and Reconciliation.



Congratulations to this year's Flower Power Contest Winners



2nd prize: Courtney Melanson



Flower Power 2016 1st-prize: Cynthia Hashie

For information about these Wigwamen tenant programs and contests, contact Jasmine Persaud at 416-481-4451 x 126 or jpersaud@wigwamen.com

- ◆ GIFT BASKETS FOR NEW BABIES
- ◆ CHILDREN'S BOOK CLUB
- ◆ BACK-TO-SCHOOL PACKS
- ◆ WIGWAMEN POST-SECONDARY SCHOLARSHIPS
- ◆ MONTHLY ZERO-BALANCE RAFFLE



Honorable mention: Oriana Lessard & Kelly Baise



Honorable mention: Nicole Tourville



IMPORTANT SAFETY REMINDER: NEVER remove your smoke detector or CO detector batteries! If your detector starts beeping to indicate that the battery is low, notify your Building Management or call Head Office to have it replaced. **TO REACH WIGWAMEN'S AFTER-HOURS EMERGENCY MAINTENANCE SERVICE**, dial Head Office at 416-481-4451 AND PRESS "0" to be connected to the after-hours answering service. Your message will be relayed to the on-call staff.

WIGWAMEN MAINTENANCE

- ◆ If you have a maintenance issue, please contact your building manager. If you don't have a building manager on site, please call Head Office – 416-481-4451.
- ◆ Wigwamen's website features an Online Maintenance Request Form: www.wigwamen.com/housing/maintenance-request-form/
- ◆ In event of an after-hours emergency (a flood, or a heating failure, for instance), please call 416-481-4451.

 **WIGWAMEN** Incorporated provides safe and affordable housing to hundreds of Aboriginal and non-Aboriginal families, singles and seniors throughout Toronto and Ottawa.

WIGWAMEN HOUSING

- ◆ The Terrace (104 units for Aboriginal seniors) 14 Spadina Road, Toronto, ON, M5R 3M4
- ◆ 20 Sewells Road (92 units for Aboriginal & non-Aboriginal individuals & families) Toronto, ON, M1B 3G5
- ◆ 228 Galloway Road (60 units for individuals & families) Scarborough, ON, M1E 5G6
- ◆ 75 Cooperage Street (145 units for individuals & families) Toronto, Ontario, M5A 0J5
- ◆ Scattered Housing (for Aboriginal families) 214 homes located throughout the GTA
- ◆ Place Perrault (41 units for individuals & families) 205 Eric Czapnik Way, Ottawa, K1E 0A5

TO APPLY FOR WIGWAMEN HOUSING

Families & individuals of Aboriginal descent should fill out Wigwamen applications that are available: 

In person: at Head Office, at Wigwamen Terrace (14 Spadina), or 20 Sewells Road;
By mail: call 416-481-4451 to request; or
Online: at www.wigwamen.com

You must submit proof of legal status in Canada and a copy of either your Status Card or an Affidavit of Aboriginal Descent for Housing Purposes with your application. Affidavits can be obtained from Aboriginal Legal Services.

Non-Aboriginal Families & Individuals should fill out a Toronto Social Housing Connections application that is available:

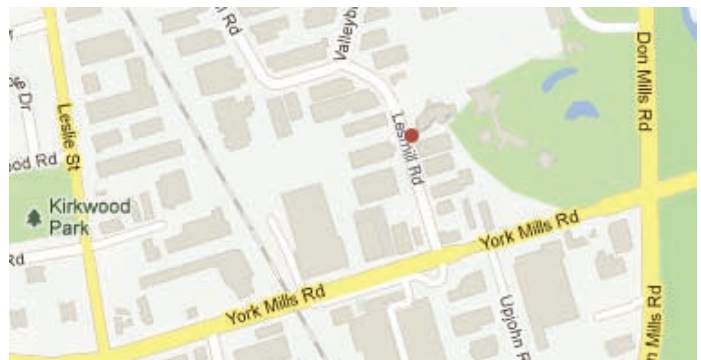

In person: at Housing Connections, 176 Elm St., near Dundas & University;
By mail: call 416-981-6111 to request; or
Online: at www.housingconnections.ca

You must submit proof of legal status in Canada and your income with your application.



Wigwamen Head Office

23 Lesmill Road, Suite 106
Toronto, Ontario, M3B 3P6
Tel: 416-481-4451
Fax: 416-481-5002
E-mail: info@wigwamen.com



23 Lesmill Road is located north of York Mills Road, between Leslie Street and Don Mills Road.

To get to Wigwamen's Head Office by TTC:

From York Mills Station take the 122 bus, which stops directly in front of the building; or any 95 bus, which all stop at Upjohn, just 200 metres south of Head Office. Alternately, from Pape Station, take the 25 Bus, get off at York Mills and transfer to a westbound bus, or walk west for about 5 minutes.

This issue of Wigwam to Wigwam was written and compiled by Lisa Kristensen. Layout by Ellen Pauker.

MEEGWETCH

Thanks to the following for their assistance in securing information and images for this issue:

Jodi Hetherington, Mary Beth Menzies, Angus Palmer, Jasmine Persaud, Alla Ponomarenko, Lynne Vallis

Published in September 2016 by Wigwamen Incorporated.
Printed on FSC-certified recycled paper.
© Wigwamen Incorporated